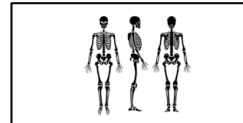


Year 3/4 Optional Learning Menu Autumn 2 2021



Animals Including Humans



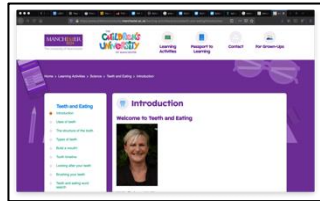
Can you write an information leaflet about the human skeleton, our bones and our muscles? You could include labelled diagrams too to make it more informative.

Think about what the North-East is famous for and why people might choose to settle here...the coastline, bridges, sculptures, rivers etc etc

Make a collage using drawings, cut out pictures, photos, words etc to celebrate the North-East.

<https://www.childrensuniversity.manchester.ac.uk/learning-activities/science/teeth-and-eating/introduction/>

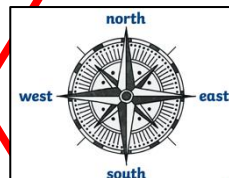
Why not complete this online learning task about teeth. You can print a certificate at the end for your homework book!



CREATIVE TASK – Look at pictures of the two lighthouses in Blyth, Northumberland (we will be looking at Blyth in Geography soon!). Can you create a model of one of the lighthouses and add any design choices of your own?



Can you design your own compass?
Create a cool design using patterns or something you love about the North-East. Add the 8 main compass points – N, E, S, W, NE, SE, SW, NW.



Watch this special episode of Operation Ouch (CBBC) all about teeth...

<https://www.bbc.co.uk/iplayer/episode/m000m7dm/operation-ouch-ouchtastic-5-teeth>

TASK: WRITE 5 FACTS YOU HAVE LEARNT.

Plan a healthy lunchbox for your family. You need to make sure it contains a balance of different food groups and nutrients e.g. carbohydrates, protein, fats, dairy. Can you draw and label the meals you plan?

OUT AND ABOUT:

- Can you make a sculpture from natural/found materials inspired by The Angel of the North, ships, bridges or other significant North-East landmarks?