

Home Learning Weekly Menus – Summer Term 2020 (2nd half term)

As our schools continue to be closed to the vast majority of pupils we want to ensure all families have some support for home learning in whatever form that may be in your home. As we have said and continue to do so, **there is no pressure in these unusual times**. We have shared lots of information with you and will continue to do so. **Our advice is to do ‘little and often’ and don’t forget to mix school work with fresh air in the garden, exercise at home and learning new skills.**

We will provide the equivalent of daily Maths and English activities as well as a bank of other weekly curriculum activities which you can dip in and out of.

There is no checklist or timetable for families to follow – this would be impossible when trying to juggle multiple children and working from home!

It may be that as parents/carers you are taking it in turns to be with your children so you only have a morning/afternoon/2 hours each day etc. to spend on home learning. You do not need to do all of these things, please be kind to yourselves and pick and choose from the weekly ‘menu’ according to what suits your situation.




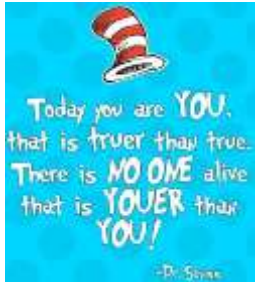


A new menu will be added to the website under your child’s year group page by the Sunday afternoon before the start of the new week.

The Weekly Menu for this final week of term is a little different. Below you will find a range of activities and challenges requiring skills, knowledge and understanding from across the curriculum.

All resources are provided on the Weekly Menu section on the website.

Please feel free to pick and choose.



English		<i>Whole Stole the Emoji's Colour?</i> Play this game to challenge and consolidate your understanding of pronouns, determiners, prefixes and standard English!
Maths		<i>The Mystery of the Missing Gluesticks...</i> An opportunity to practise your number and place value skills by solving this classroom-themed mystery!
Daily Maths Lessons		<i>If you wish to continue with the daily videos and worksheets, the following are available under the maths resources section on the year group page.</i> ❖ PDF with all daily video links ❖ Daily maths worksheet ❖ Answers
Poetry		Plan and write a Bio Poem about you, a friend/family member or a famous person. 
PSHE		MAKE A PROUD TO BE ME BOOKLET
	How many will you be able to tick off the Reading Challenge list before the end of the summer holidays? Why not make some colourful bookmarks to go with them – create your own or print off and bring to life with colour those in the resources section of the website.	
Nature Play Ideas		<p><u>STUCK ON STICKS!</u></p> <p>Nature Jigsaws Find a twig. Break it into 3 pieces and give it to someone to put back together. Try the same with a leaf. Create a crazy mosaic.</p> <p>Build a mini den Will it be a teepee or a little house or a hole covered with sticks or something even better?</p> <p>Sticky Words Use sticks to make your name or at least the first letter. What is the minimum number of sticks you can use? Add flowers and other objects to jazz up your stick name.</p> <p><u>LET'S ROCK!</u></p> <p>Find your Perfect Rock It will be not too big and not too small. It will smell right and feel fine. It may take a while.</p> <p>Trails Make a trail of stones that lead to something interesting. Put a little treasure or surprise to let others know they've found the spot!</p> <p>Make a Miniature DrystOne Wall This is a wall that is made without cement. The stones are carefully laid together keep the wall stable. Experiment with small flat stones. Look at brickwork in houses and garden walls to see how to make a strong wall. Put those jigsaw skills to work!</p>

Remember you can email us with any messages and photos!