







WELCOME MEETING 2020

Class 1 (Year 1/2)





Staff



Teachers:

- Mrs. J. Robertson
- Mrs. S. Gray (Deputy Head) Monday and Tuesday PM


Teaching Assistants:

- Mrs. S. Curtis
- Mrs. S. Dickinson
- Miss. E. Dobson





Shine Bright in Class 1!




Benefits of Mixed Age Classrooms:

- Allows the teacher to develop a deeper understanding of a pupil's strengths and needs and provide individualised teaching.
- Socially, pupils enjoy mixed-class groups and love growing in stature across the two years.
- Older children have the opportunity to serve as mentors and to take leadership roles and younger pupils are able to accomplish tasks they could not do without the assistance of older children.
- Pupils develop a better sense of familiarity with their classmates and learn to mix with a wide range of age groups from a young age.





Class 1 Ethos



Our ethos is for learning to be fun, active, imaginative, challenging and inspiring and this incorporates a wide range of practical, outdoor, creative, play-based and online learning styles.

The important transition from the Early Years to the National Curriculum is well catered for as is the transition for those moving from Year 1 to Year 2. The transition experience for all of our children is carefully considered so that they have the best opportunities as they move into the next stage of school life!





Rewards


We focus on promoting positive behaviour for learning and want to recognise all of the fantastic things the children do. The following reward systems are used in class:

Daily

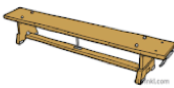

















- Star Chart (please see following slide for the rewards available for stars)
- Raffle Ticket entered into the prize jar... *'You've got to be in it, to win it!'*
- Celebration slogans performed by whole class (e.g. Hip Hip Hooray, Fantastic, Marshmallow Clap, Spectacular). These are very popular!
- School 360 points awarded to spend on their avatar (see School 360 slide)!
- Stickers and stamps.

Weekly


- Celebration Assembly (currently within classrooms)
- Raffle Ticket Winner drawn and prize chosen from Prize Jar





★ 5	★ 10	★ 15	★ 20
Sit on the bench for worship 	Front of the play-time line for a week 	Bring in a cuddly toy for the day 	10 minutes extra play for the whole class (PM) 
Bring a book into school for the teacher to read 	Ring the bell for a week 	Choose something from the prize jar 	Lunch in the class room (once only) 
Choose a 'Good News Letter' to take home 	iPad golden time during independent reading 	Front of the lunch-time line for a week 	Take Mr. Brown home for the weekend 
No tidying up for a day 	Show and Tell 	Choose a 'Good News Credit Card' to take home 	Become King/Queen for the day 
Read a poem to the class 	Perform a song or poem for the class 		

Star Chart Rewards Menu





English - Phonics



- Phonics will be taught each morning from 9:00 – 9:25am.
- Children have been split into 3 groups after taking into consideration their year group and importantly their end of year teacher assessment result from July 2020.
- Each group will work through the appropriate phonics phases at a pace and in a teaching style appropriate to that group.
- Teaching methods will include flashcards, online interactive games and whiteboard work.
- Please refer to the next slide for an overview of the phonics phases and what is taught within each. Phases 1 and 2 have already been taught in Reception.





Phase 1	<ul style="list-style-type: none"> • Listening to and for sounds. • Rhythm and rhyme • Alliteration
Phase 2	<ul style="list-style-type: none"> • Sounds taught: s, a, t, p, l, n, m, d, g, o, c, k, ck, e, u, r, h, b, f, ff, l, ll, ss • Tricky words: the, to, go, no,
Phase 3	<ul style="list-style-type: none"> • Sounds taught: j, v, w, x, y, z, zz, qu • ch, sh, th, ng, ai, ee, igh, oa, oo, ar, or, ur, ow, oi, ear, air, ure, er • Tricky words: no, go, l, the, to, he, she, we, me, be, was, my, you, they, her, all, are
Phase 4	<ul style="list-style-type: none"> • Recap all previous sounds. • Teach reading and spelling tricky words: said, so, he, we, me, be, have, like, some, come, was, you, were, little, one, they, all, are, do, when, out, what, my, her • Read and write words with initial and/or final blends: st, nd, mp, nt, nk, ft, sk, lt, lp, tr, dr, gr, cr, br, fr, bl, fl, gl, pl, cl, sl, sp, st, tw, sm, nch, shr, str, thr
Phase 5	<ul style="list-style-type: none"> • Learn new phoneme zh • Teach new graphemes for reading ay, ou, ie, ea, oy, ir, ue, aw, wh, ph, ew, oe, au, a-e, e-e, i-e, o-e, u-e • Teach reading words oh, their, people, Mr, Mrs, looked, called, asked, water, where, who, again, thought, through, work, mouse, many, laughed, because, different, any, eyes, friends, once, please. • Teach spelling words said, so, have, like, some, were, there, oh, their, people, Mr, Mrs, looked, called, asked. • Teach alternative spellings for ch, j, m, n, r, s, z, u, i, ear, ar, air, or, ur, oo, ai, ee, igh, oa, y/oo, oo, sh
Phase 6	<ul style="list-style-type: none"> • Understand and apply suffixes – ed, ing, ful, est, er, ment, ness, en, s, es • Understand the rules for adding ing, ed, er, est, ful, ly, y • Investigate how adding suffixes and prefixes changes words • Introduce the past tense

Glossary.

Phoneme- the smallest unit of speech-sounds which make up a word.

Grapheme- the written representation of sounds.

Tricky word- word which can't be sounded out


Keywords- high frequency words

vc word- vowel consonant word (it, as)

cvc word- word made up of a consonant, vowel, consonant (cat, dog)

Initial sound- first sound in word

Phonics Phases





English - Reading



- Please date and sign your child's Reading Diary (adding a comment too if you wish) each time you read with them. If your child is reading additional material at home that should be encouraged. However, it should be done in parallel with their school book.
- Finished reading books will be changed on a **Monday** as long as their diary is signed by an adult. Please use this opportunity to delve deeper into each book using the questions on your child's personal bookmark. Becoming a competent reader requires good understanding as well as simply being able to decode the text or read the words. We want to foster a love of 'reading for meaning and enjoyment'.
- We will use an **assessment of their comprehension** to decide whether they are ready to progress to the next book band colour in our scheme.






English – Guided Reading

- Each week the children take part in a Guided Reading rotation. The 5 groups rotate around 5 activities over the course of the week until they have completed each one.
- One of these activities is Teacher Led Guided Reading. Within this 20-30 minute session, the children read and investigate texts in detail. They reflect upon the content and develop higher order reading skills. This is done using the **Reading Vipers** structure of focus and questioning (which has also been used on your child's reading bookmark). A large proportion of the assessment for your child's reading will come from their work with the teacher in these sessions.

Reading Vipers

Vocabulary
Infer
Predict
Explain
Retrieve
Sequence or Summarise




www.libraryhub.com © 2017





English - Spelling



Your child will receive a set of spellings to learn each Friday and a spelling test of those words will take place the following Friday. Year 1 will start this after October half-term to allow them time to adjust to the new routines and expectations.

Spelling will be a focus within the aforementioned Guided Reading rotations. Each week within Guided Reading rotations, your child will be given:

- 20 - 30 minutes to work on their Weekly Spellings in preparation for the Spelling Test on a Friday.
- 20 - 30 minutes to work on the **100 Key Stage 1 High Frequency Words** (which can be found in the front of their Reading Diary) or the list of **Common Exception Words** for their year group (words which they are expected to read and spell by the end of the year that do not follow traditional phonetic spelling patterns).





English - Handwriting


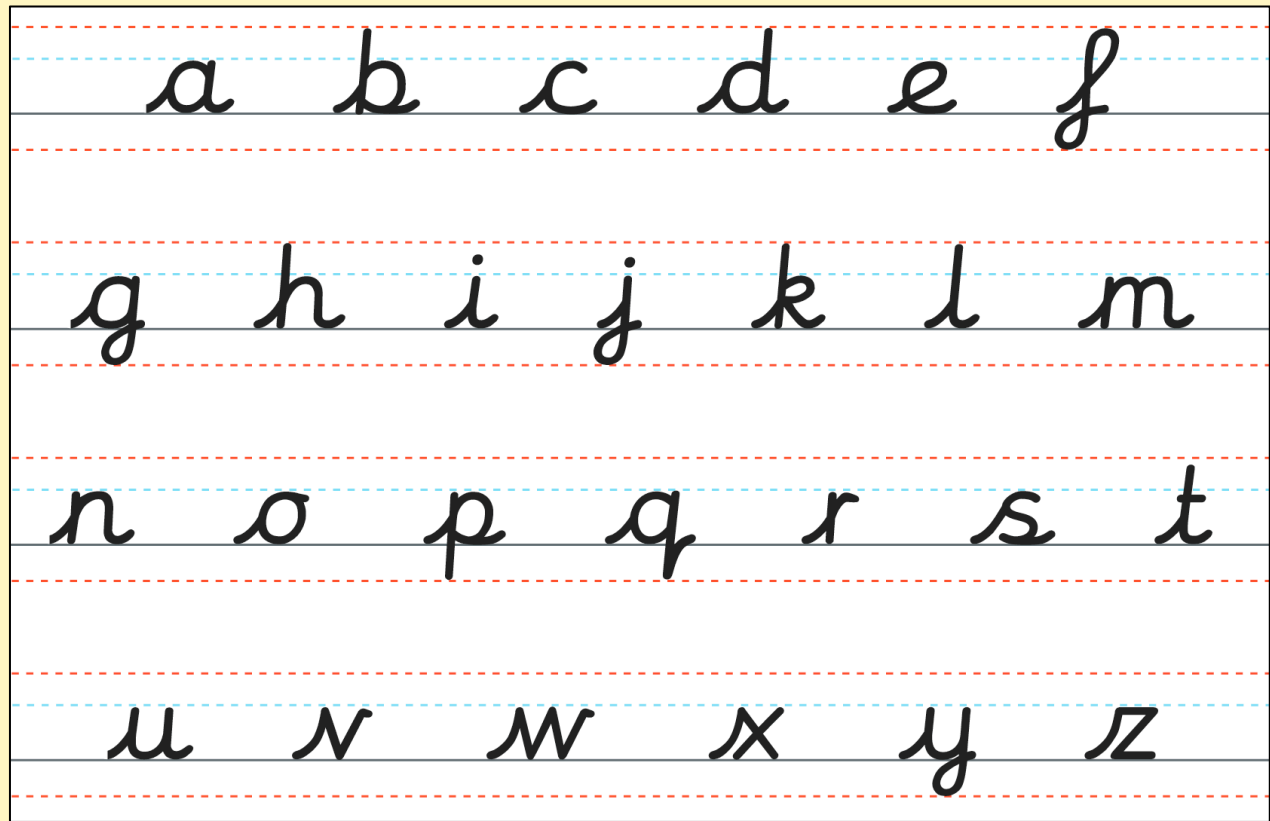


Handwriting will be taught within the aforementioned Guided Reading rotation.

Year 1 – taught the precursive alphabet.

Year 2 – consolidate the precursive alphabet and progress to full cursive writing.

Once taught and confidence has increased, it is an expectation that the style is used in all books and not just handwriting books!





Mathematics lessons have the following structure:

- Hi 5 starter – a fun, dynamic 5 minute warm up where previous learning is revisited with a variety of quick-fire/rapid response questions.
- Whole Class Teaching – teacher led learning, exploring the concepts being taught and giving opportunities for all children to attempt fluency, reasoning and problem-solving skills in a guided, supportive environment. Teaching Assistants will actively support key groups of children during this time.
- Independent Work – children will explore the concepts taught within their maths book or within a practical task led by an adult. All adults in class will support groups during this time. Three levels of challenge will be available to children – we call it **go green**, **onwards orange** or **risky red**! The children respond very well to this attention-grabbing way of organising tasks!
- Occasionally the week's maths objectives are different for Year 1 and Year 2. When this happens, year groups will be taught separately to ensure quality-first teaching. We are lucky to have highly skilled Teaching Assistants to facilitate this.





PE and Outdoor Learning



Physical Education

- Formally taught twice a week. Curriculum will include Dance and Yoga.
- External sports coach (Mr. Thompson) will teach Class 1 on a **Thursday** from 1:00 – 1:45pm. His focus will be mainly Invasion Games, Striking and Fielding Games and Athletics.
- External gymnastics coach (Gayle Crowell) will be teaching Class 1 on a **Friday** morning for this half term. After October half-term this PE slot will most likely be on a Monday instead.

Forest School

- Autumn Term 1 – Class 1 will take part in Forest School every **Monday afternoon**. Having Forest School so early in the year is perfect for building our new class team into 'TEAM AWESOME'!





School 360 Learning Platform

<https://school360.co.uk/login1/index.php>

- Each child has a login which consists of a username and a memorable password which they have created themselves.
- One logged in, children can design their own avatar to look like them by choosing hair, eyes, mouth, clothing etc. Some more desirable items can only be obtained by spending School 360 points! These are awarded within class and are a very popular part of our reward systems in class! They can also be gained by playing games and taking part in the activities within the 'Resources' section of their desktop.
- Within the Resources section you will find an amazing collection of educational games, e-books and more. We can highly recommend Busy Things (superb for Phonics) and J2E (particularly Spell Blast and Times Tables Blast). Explore as much as you can and have fun!

SCHOOL 360

WELCOME TO SCHOOL360

Username

Password

Login





Helping at Home



We strongly believe at Broomhaugh that a strong home-school connection will set the stage for a child who will grow up with a love for learning. When parents and teachers work well together, everyone benefits. Parents and teachers can provide each other with unique insight and different perspectives about the same child, culminating in a more complete understanding of that child, their abilities, strengths, and challenges.

So how can you help at home...?

- Read daily with your child and add a comment to their Reading Diary. Use the laminated bookmark provided to question your child about their reading to develop their reading comprehension at a deeper level. Encourage expressive reading and model this if necessary for your child.
- Practise Weekly Spellings (using the Look, Say, Cover, Write, Check sheet given to your child) or by using Spell Blast (within Resources/J2E on School 360).
- Practise times tables and counting back and forwards in 10's, 5's, 2's and eventually 3's and 4's! Times Tables Blast is fabulous too (within Resources/J2E on School 360).





Helping at Home

- Practise reading and spelling the 100 Key Stage 1 High Frequency Words with your child and record progress in their Reading Diary. As we are only changing reading books once a week at the moment, this could be something you try and do once they have completed their book as you approach book changing day.
- Encourage your child to write in the precursive style being taught in class. The precursive alphabet will be stuck into the back of Reading Diaries for your reference. Those children in Year 2 who have mastered this will be encouraged to fully join!
- Useful websites:

<https://www.topmarks.co.uk/maths-games/5-7-years/counting> A fabulous collection of maths games. Teachers use this resource in school too. Hit The Button is brilliant for number bonds, doubling, and times tables.

<https://www.phonicsbloom.com/> A resource which offers a good selection of free games (no need to subscribe) to enhance phonics development. Just ask if you need to know which phase your child is working on in class.





Positive Mental Health



- It is really important to us that we support your child to learn, develop and grow in a positive environment where they feel safe and happy (particularly after this most unusual time). We don't just want to do this academically (although that is of course immensely important to us), but also emotionally and socially. This year is a fantastic opportunity for the class to develop new friendships, improve their self-confidence and build on their ability to face new situations with boldness and excitement.
- It is going to be an amazing year and the whole class 1 team are thrilled to help guide the children through this stage of their time at Broomhaugh.
- Personal, Social, Health and Economic Education (PSHE) is timetabled weekly and will play a huge part in our recovery curriculum following the COVID-19 school closures.
- The Thrive Approach to education (which promotes children's positive mental health) will also be an important part of the PSHE delivery in school.






School Office

Please contact the school office for any of the following:

- Squirrels information, booking requests, cancellations, cash/cheque payment and billing related queries.
- Medical updates for your child, changes to medication, short-term medication arrangements.
- Medical/dental appointments for your child that are during the school day.
- Absence reporting
- Changes to pick-up arrangements
- To request an appointment with the Class Teacher/s


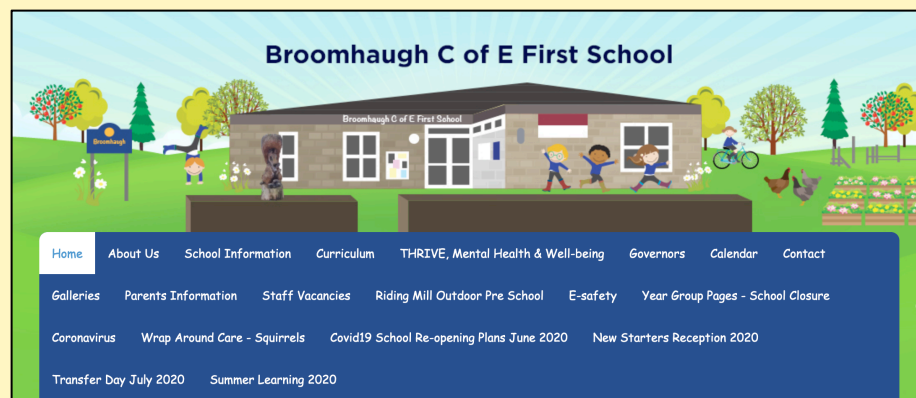




School Website

The school website can be used to find out about:

- Diary dates
- Newsletters
- Curriculum Overviews
- Photograph Galleries
- Staff and governor information
- Thrive, mental health and well-being
- E-Safety
- Policiesand lots more!

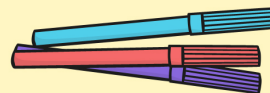
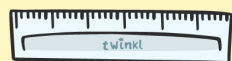







We're always here...

If you have any questions or concerns, please don't hesitate to ask.

If you just want to pass on a quick message, Mrs Curtis or Mrs Dickinson or myself will be available to speak to at the yard gate from 8:50am each day and then again after school.





THANK YOU FOR YOUR SUPPORT

